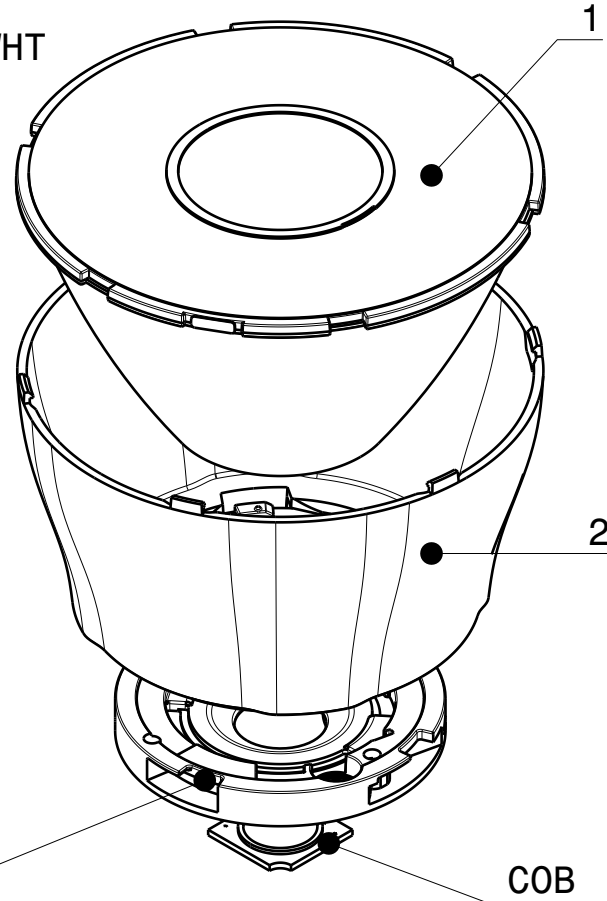
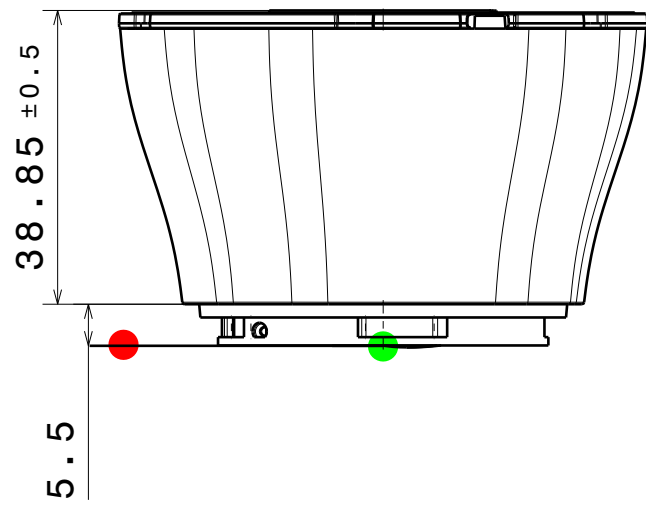


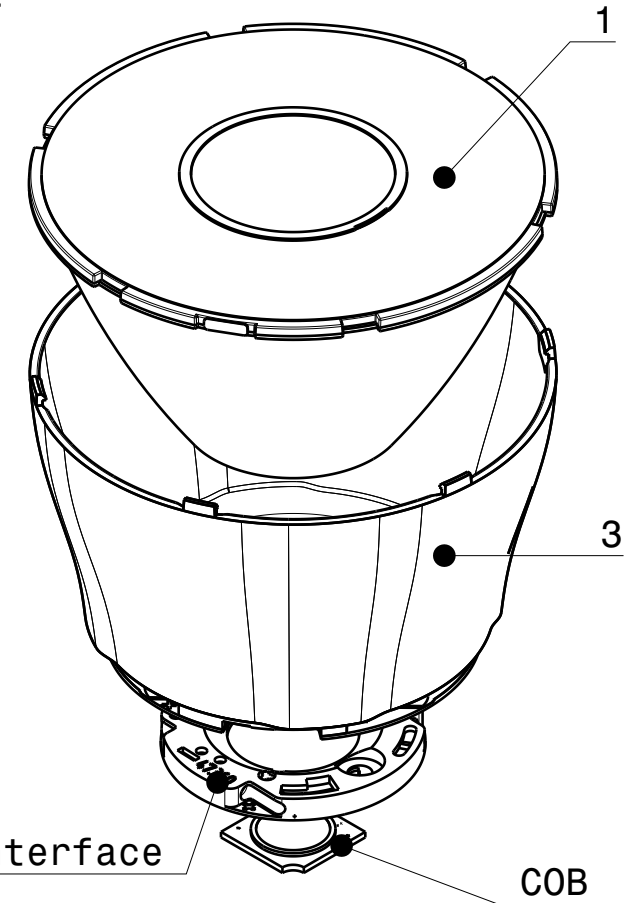
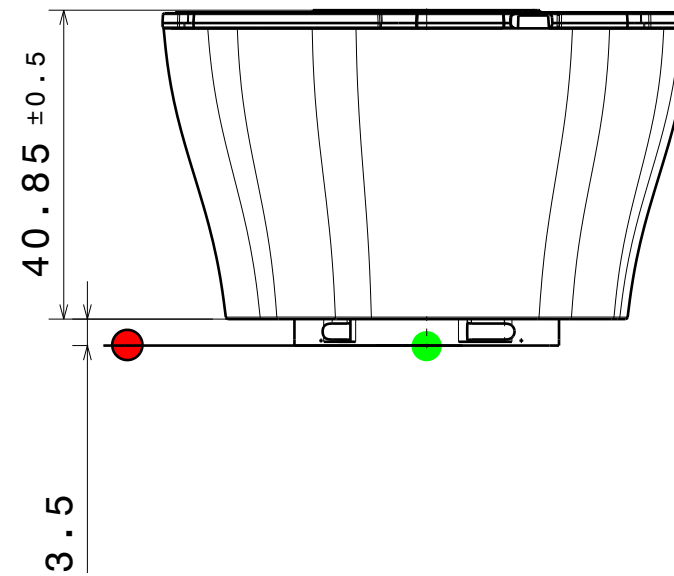
CP18767_YASMEEN-70-RS-C2
 CP18781_YASMEEN-70-RS-C2-WHT



HEKLA
 Connector

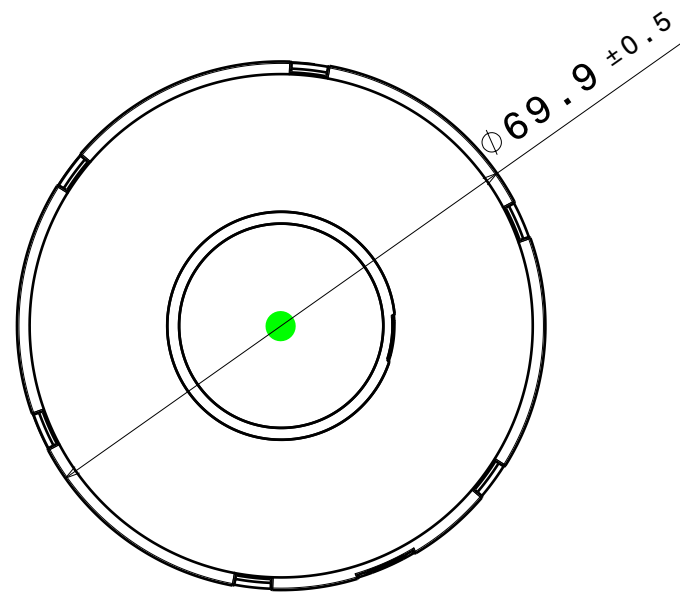
COB

CP18774_YASMEEN-70-RS-B2
 CP18788_YASMEEN-70-RS-B2-WHT



Connector
 BJB / B+W 35mm-interface

COB



Top view
 Scale: 1:1

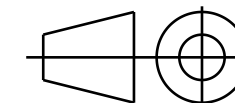
INDEX	PART	TYPE	QTY	MATERIAL	COLOUR/COATING	ASSEMBLY CODES
1	CP18579_YASMEEN-70-RS	LENS	1	PMMA	CLEAR	
2	HOLDER C	HOLDER	1			
	C18692_YASMEEN-70-HLD2-C			PC	BLACK	CP18767_YASMEEN-70-RS-C2
	C18700_YASMEEN-70-HLD2-C-WHT			PC	WHITE	CP18781_YASMEEN-70-RS-C2-WHT
3	HOLDER B					
	C18693_YASMEEN-70-HLD2-B			PC	BLACK	CP18774_YASMEEN-70-RS-B2
	C18701_YASMEEN-70-HLD2-B-WHT			PC	WHITE	CP18788_YASMEEN-70-RS-B2-WHT
4	HOLDER B50					
	C19945_YASMEEN-70-HLD2-B50			PC	BLACK	CP19960_YASMEEN-70-RS-B50
	C19946_YASMEEN-70-HLD2-B50-WHT			PC	WHITE	CP19967_YASMEEN-70-RS-B50-WHT

MECHANICAL DRAWING

PRODUCT
YASMEEN-70-RS

Plastic moulding general tolerances according to DIN 16901-130 and applies if not otherwise shown in the drawing. Silicone moulding general tolerances according to ISO 3302-1 Class M3 and applies if not otherwise shown in the drawing.

FIRST ANGLE PROJECTION:



LEDiL

This drawing is the property of LEDiL Oy. It may not be copied or otherwise distributed without prior written permission from LEDiL Oy.

SCALE 1:1

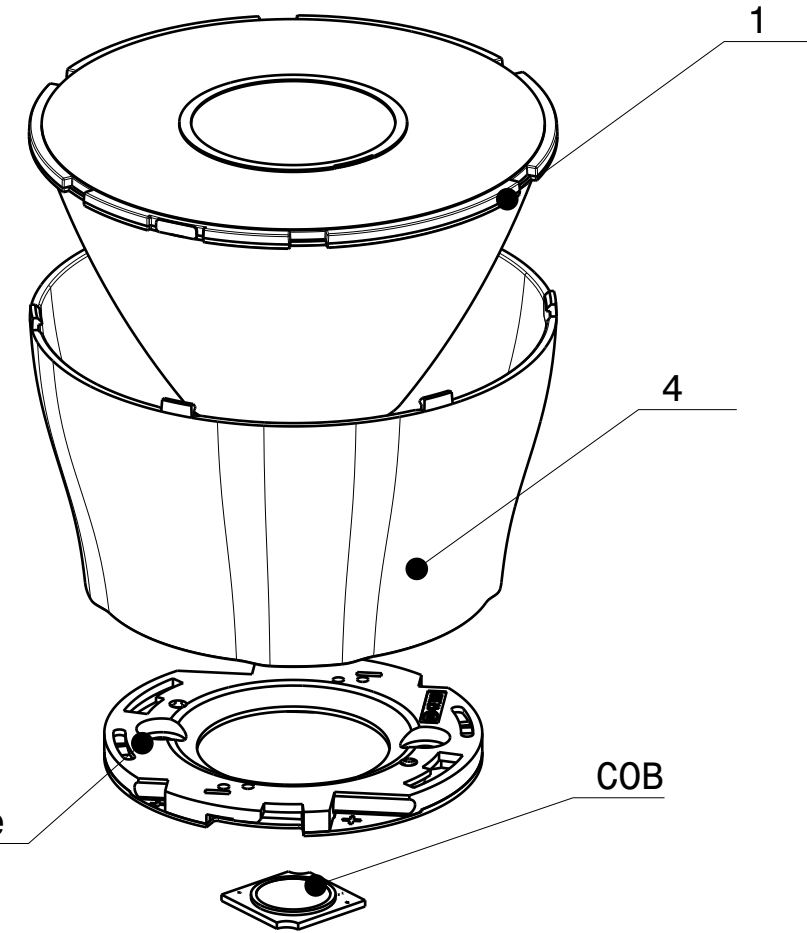
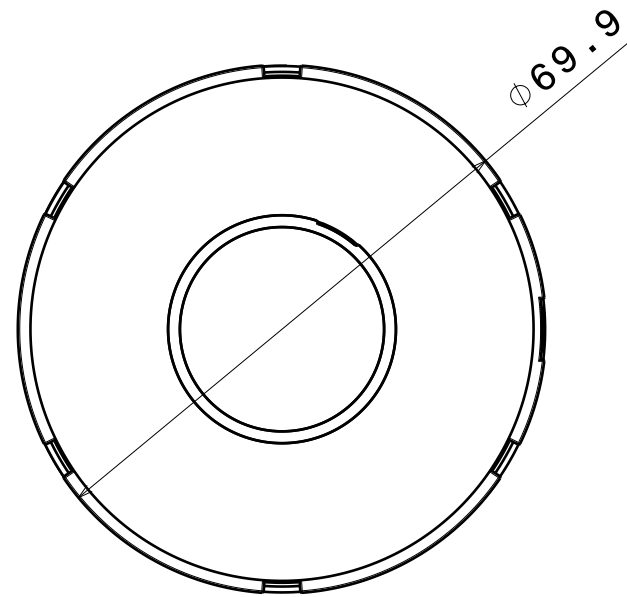
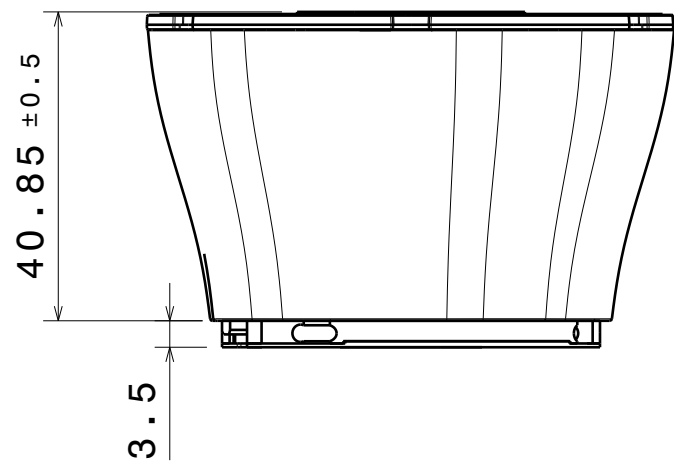
WEIGHT -

A3 SHEET 1/3

Notes

- PCB or heatsink level.
- LED location
- Ensure LED fitting from a product specific 3D model available from www.ledil.com
- For more details about installation please see LEDiL Installation Guide on www.ledil.com

CP19960_YASMEEN-70-RS-B50
 CP19967_YASMEEN-70-RS-B50-WHT



Connector
 BJB B50/ B+W 50mm-interface

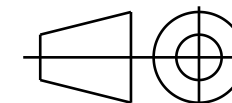
INDEX	PART	TYPE	QTY	MATERIAL	COLOUR/COATING	ASSEMBLY CODES
1	CP18579_YASMEEN-70-RS	LENS	1	PMMA	CLEAR	
2	HOLDER C	HOLDER	1			
	C18692_YASMEEN-70-HLD2-C			PC	BLACK	CP18767_YASMEEN-70-RS-C2
	C18700_YASMEEN-70-HLD2-C-WHT			PC	WHITE	CP18781_YASMEEN-70-RS-C2-WHT
3	HOLDER B					
	C18693_YASMEEN-70-HLD2-B			PC	BLACK	CP18774_YASMEEN-70-RS-B2
	C18701_YASMEEN-70-HLD2-B-WHT			PC	WHITE	CP18788_YASMEEN-70-RS-B2-WHT
4	HOLDER B50					
	C19945_YASMEEN-70-HLD2-B50			PC	BLACK	CP19960_YASMEEN-70-RS-B50
	C19946_YASMEEN-70-HLD2-B50-WHT			PC	WHITE	CP19967_YASMEEN-70-RS-B50-WHT

MECHANICAL DRAWING

PRODUCT
YASMEEN-70-RS

Plastic moulding general tolerances according to DIN 16901-130 and applies if not otherwise shown in the drawing.
 Silicone moulding general tolerances according to ISO 3302-1 Class M3 and applies if not otherwise shown in the drawing.

FIRST ANGLE PROJECTION:



SCALE 1:1

WEIGHT -

LEDiL

This drawing is the property of LEDiL Oy. It may not be copied or otherwise distributed without prior written permission from LEDiL Oy.

A3 SHEET 2/3

Notes

- PCB or heatsink level.
- LED location
- Ensure LED fitting from a product specific 3D model available from www.ledil.com
- For more details about installation please see LEDiL Installation Guide on www.ledil.com

H G F E D C B A

4

3

2

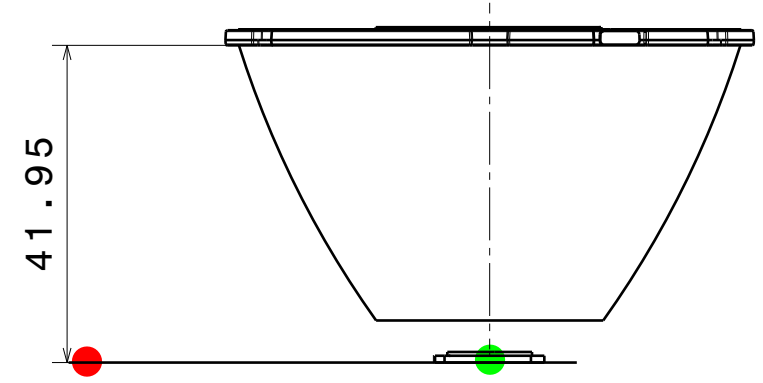
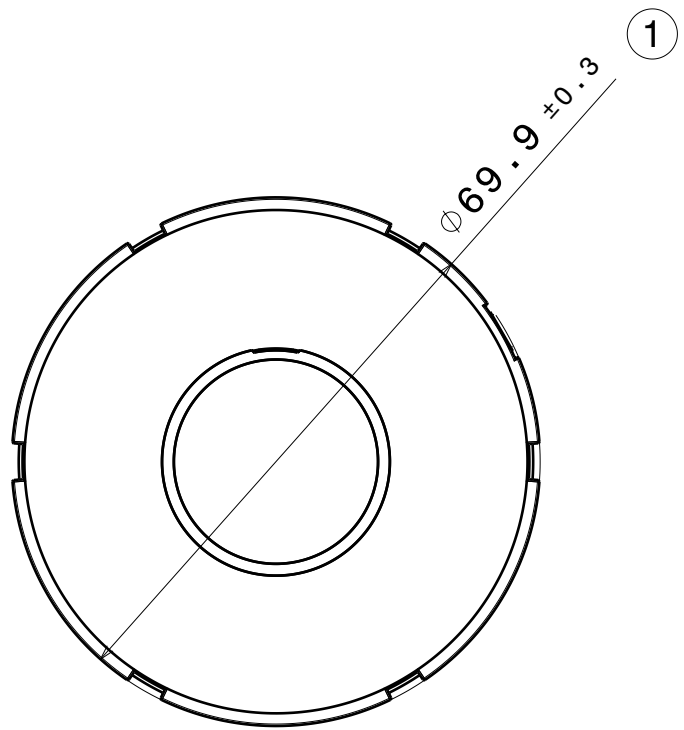
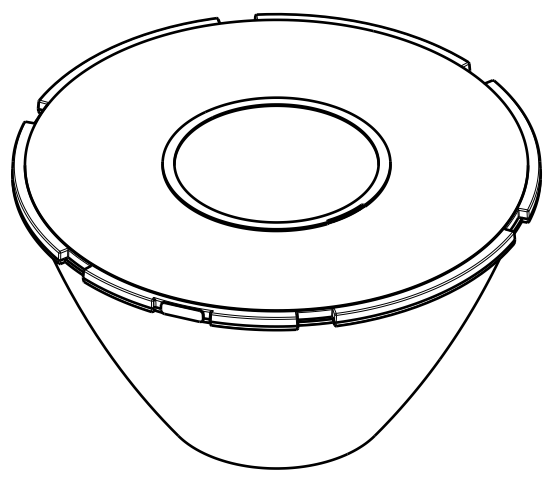
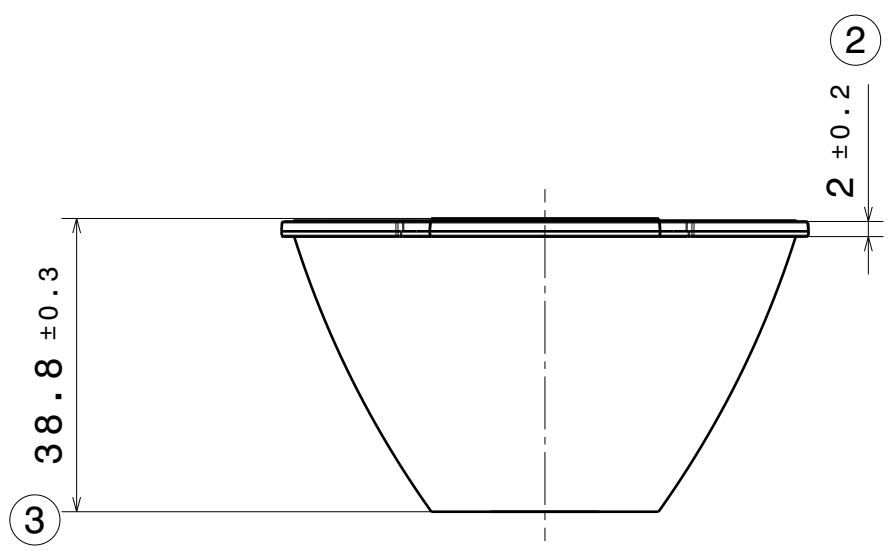
1

4

3

2

1



PART	TYPE	MATERIAL	COLOR / COATING
CP18579_YASMEEN-70-RS	LENS	PMMA	CLEAR

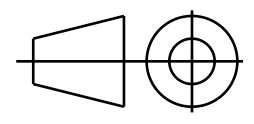
MECHANICAL DRAWING

PRODUCT **YASMEEN-70-RS**



Plastic moulding general tolerances according to DIN 16901-130 and applies if not otherwise shown in the drawing.
Silicone moulding general tolerances according to ISO 3302-1 Class M3 and applies if not otherwise shown in the drawing.

FIRST ANGLE PROJECTION:



This drawing is the property of LEDiL Oy. It may not be copied or otherwise distributed without prior written permission from LEDiL Oy.

SCALE	1:1	WEIGHT	-	A3	SHEET 3/3
-------	-----	--------	---	----	-----------

Notes

	PCB or heatsink level.
	LED location
	Ensure LED fitting from a product specific 3D model available from www.ledil.com
	For more details about installation please see LEDiL Installation Guide on www.ledil.com

H G F E D C B A