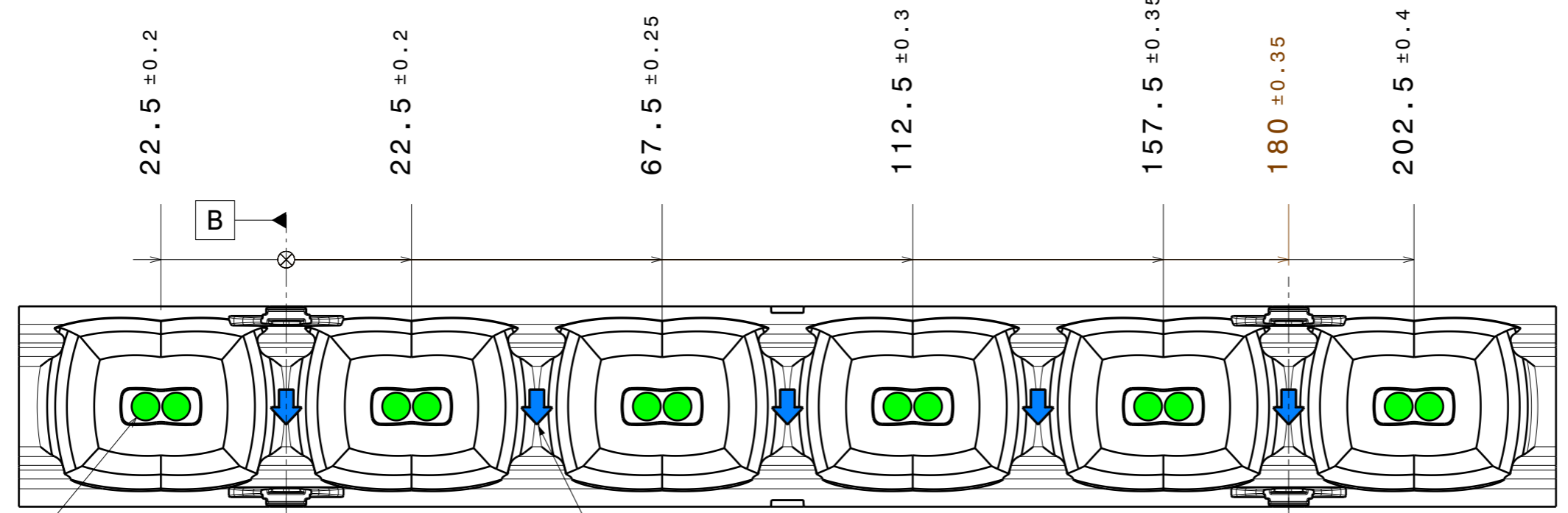
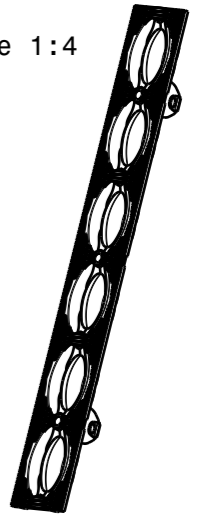


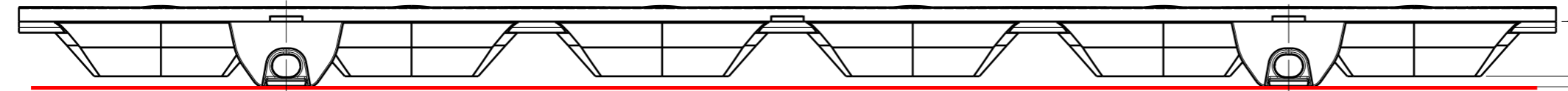
REV	DATE
001	01.02.2024

ISO  
Scale 1:4

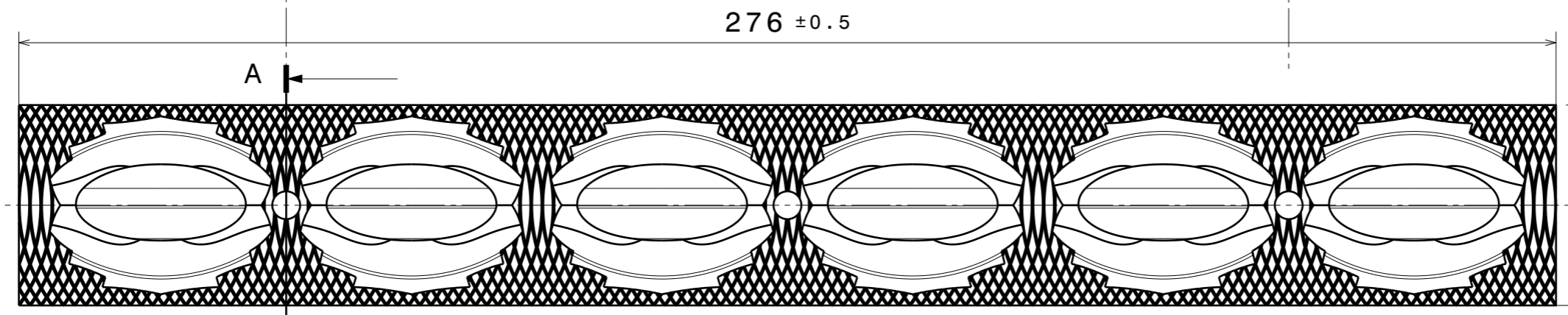


● LED location

Arrow points to the shelf side



276 ± 0.5



A flange

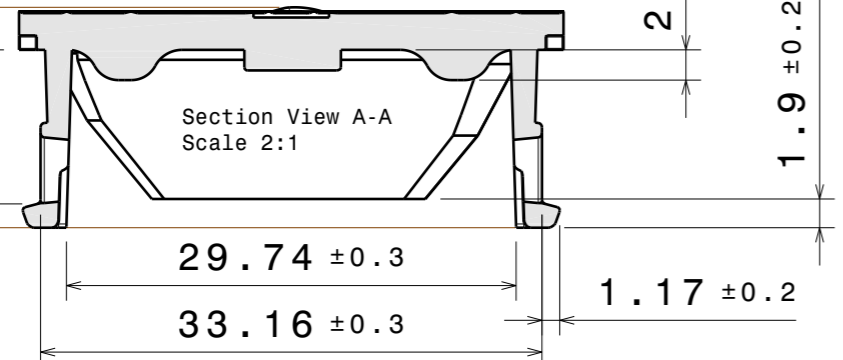
36 ± 0.3

9.86 ± 0.25

11.76 ± 0.25

14.35 ± 0.25

10.19 ± 0.25



Section View A-A  
Scale 2:1

29.74 ± 0.3

33.16 ± 0.3

1.17 ± 0.2

2 ± 0.2

1.9 ± 0.2

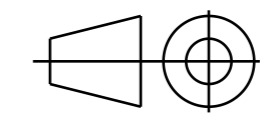
PART	TYPE	MATERIAL	COLOR / COATING
C19298_ISLA-6X1-0A	Lens	PMMA	Clear

**MECHANICAL DRAWING**

PRODUCT ISLA

Plastic moulding general tolerances according to DIN 16901-130 and applies if not otherwise shown in the drawing. Silicone moulding general tolerances according to ISO 3302-1 Class M3 and applies if not otherwise shown in the drawing.

FIRST ANGLE PROJECTION:



SCALE 1:1

WEIGHT 65,4 g

**LEDiL**

This drawing is the property of LEDiL Oy. It may not be copied or otherwise distributed without prior written permission from LEDiL Oy.

A3 SHEET 1/1

**Notes**

- Use C18353\_BRIANNA-CLIP-A or C18354\_BRIANNA-CLIP-B for correct LED/PCB level.
- LED location
- Arrow points to the shelf side
- Ensure LED fitting from a product specific 3D model available from [www.ledil.com](http://www.ledil.com)
- For more details about installation please see LEDiL Installation Guide on [www.ledil.com](http://www.ledil.com)