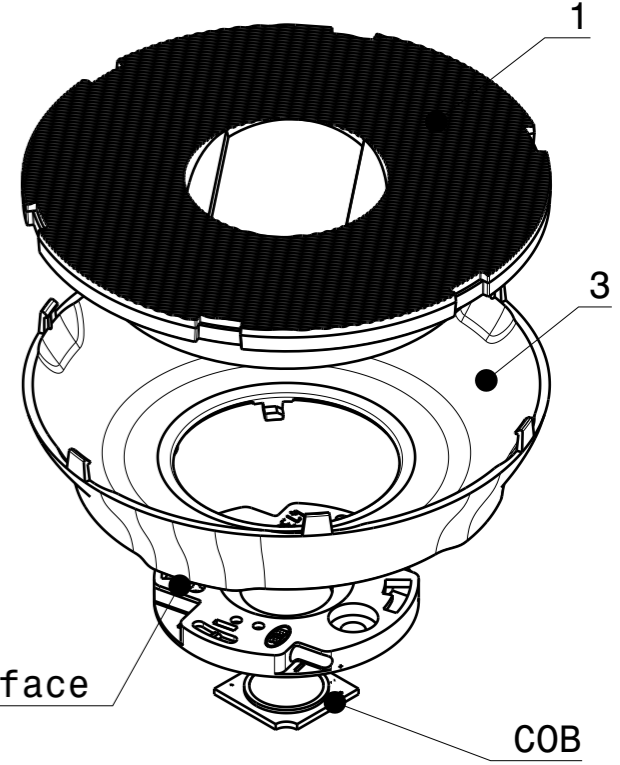
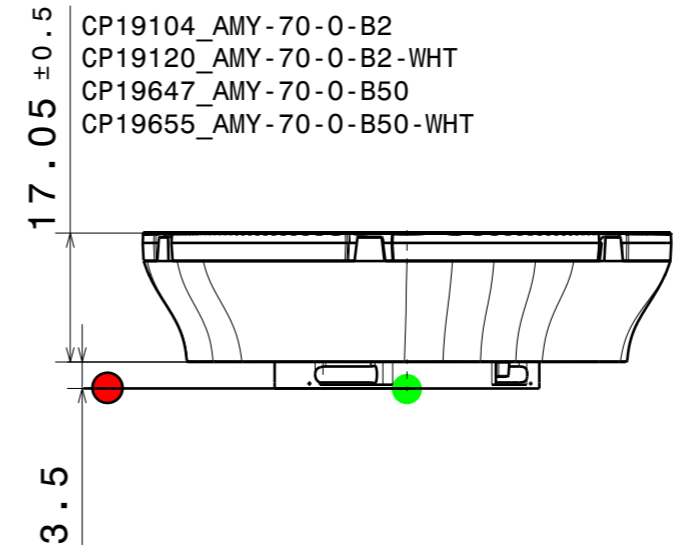


HEKLA
Connector

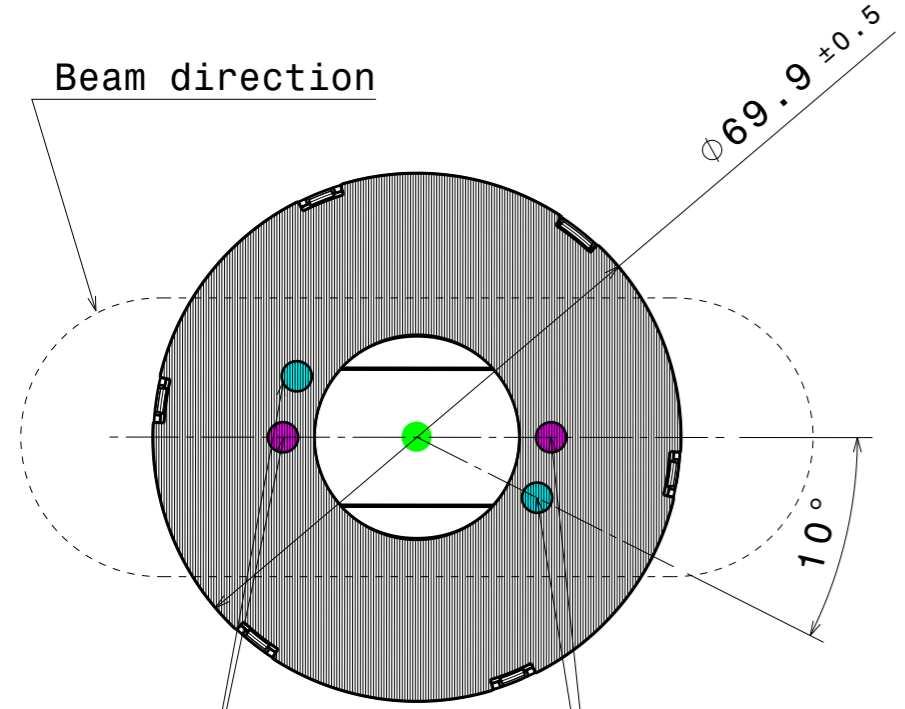
COB



Connector
BJB / B+W 35mm/50mm-interface

COB

Beam direction



Screw holes:
HOLDER C:
HEKLA-G2
HEKLA-SOCKET

HOLDER B:
Screw hole positions
to be checked
per socket/connector

Top view
Scale: 1:1

Notes

- PCB or heatsink level.
- LED location
- Ensure LED fitting from a product specific 3D model available from www.ledil.com
- For more details about installation please see LEDiL Installation Guide on www.ledil.com

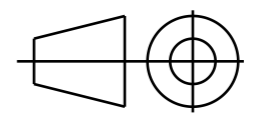
INDEX	PART	TYPE	QTY	MATERIAL	COLOUR/COATING	ASSEMBLY CODES
1	AMY-70-0	LENS	1			
	C18466_ AMY-70-0			PMMA	CLEAR	
2	HOLDER C	HOLDER	1			
	C19021_ AMY-70-HLD2-C			PC	BLACK	CP19044_ AMY-70-0-C2
	C19023_ AMY-70-HLD2-C-WHT			PC	WHITE	CP19111_ AMY-70-0-C2-WHT
3	HOLDER B					
	C19022_ AMY-70-HLD2-B			PC	BLACK	CP19104_ AMY-70-0-B2
	C19024_ AMY-70-HLD2-B-WHT			PC	WHITE	CP19120_ AMY-70-0-B2-WHT
	C19987_ AMY-70-HLD2-B50-ASYM			PC	BLACK	CP19647_ AMY-70-0-B50
	C19993_ AMY-70-HLD2-B50-WHT-ASYM			PC	WHITE	CP19655_ AMY-70-0-B50-WHT

MECHANICAL DRAWING

PRODUCT
AMY-70-0

Plastic moulding general tolerances according to DIN 16901-130 and applies if not otherwise shown in the drawing. Silicone moulding general tolerances according to ISO 3302-1 Class M3 and applies if not otherwise shown in the drawing.

FIRST ANGLE PROJECTION:



SCALE 1:1

WEIGHT -

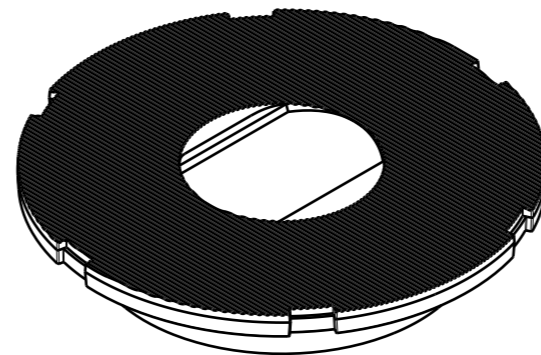
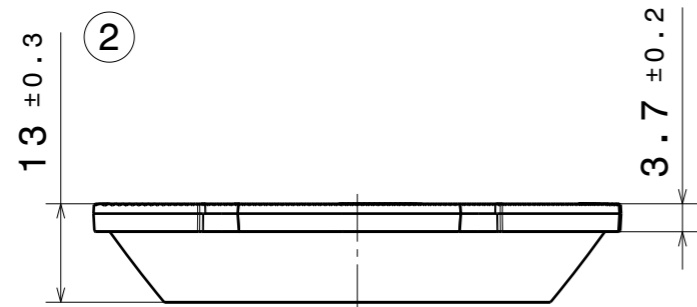
LEDiL

This drawing is the property of LEDiL Oy. It may not be copied or otherwise distributed without prior written permission from LEDiL Oy.

A3 SHEET 1/2

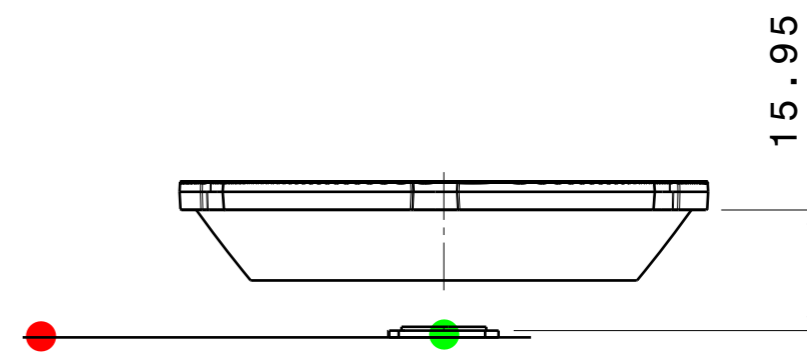
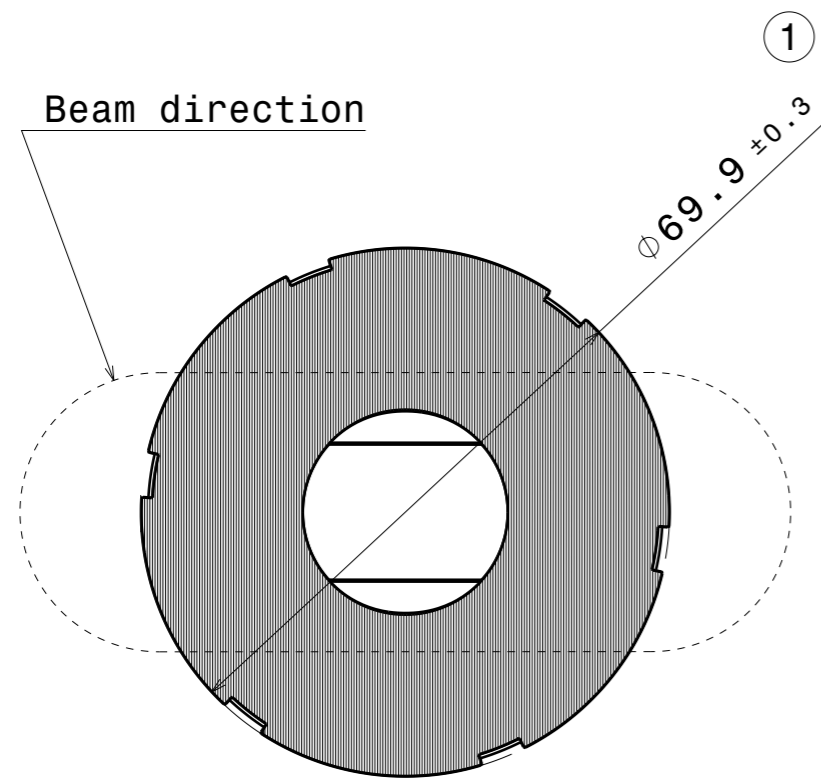
H G F E D C B A

4



4

3



3

2

2

1

1

PART	TYPE	MATERIAL	COLOR / COATING
C18466_AMY-70-0	LENS	PMMA	CLEAR

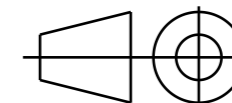
MECHANICAL DRAWING

PRODUCT
AMY-70-0



Plastic moulding general tolerances according to DIN 16901-130 and applies if not otherwise shown in the drawing. Silicone moulding general tolerances according to ISO 3302-1 Class M3 and applies if not otherwise shown in the drawing.

FIRST ANGLE PROJECTION:



This drawing is the property of LEDiL Oy. It may not be copied or otherwise distributed without prior written permission from LEDiL Oy.

SCALE	1:1	WEIGHT	-	A3	SHEET 2/2
-------	-----	--------	---	----	-----------

Notes

	PCB or heatsink level.
	LED location
	Ensure LED fitting from a product specific 3D model available from www.ledil.com
	For more details about installation please see LEDiL Installation Guide on www.ledil.com

H G F E D C B A